

**MANITOWOC COUNTY**  
**FIREFIGHTER'S ASSOCIATION**  
**DRIVEWAY GUIDELINES**



This document is intended to assure that emergency vehicle access and fire suppression water supply are sufficient to allow the fire department and other emergency services to provide a reasonable degree of protection from hazards to life and property in rural areas of Manitowoc County.

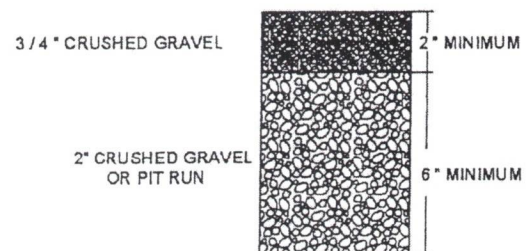
Purpose: The purpose of this document pertains to all dwellings and structures, both public and private, capable of human occupancy and/or animal husbandry that emergency vehicles (Fire and/or Ambulance) may be called upon to protect in case of fire and which are not readily accessible from public roads. They shall be provided with a suitable drive access road/ fire lane, so that all buildings on the premises are accessible to any emergency apparatus.

## Guidelines:

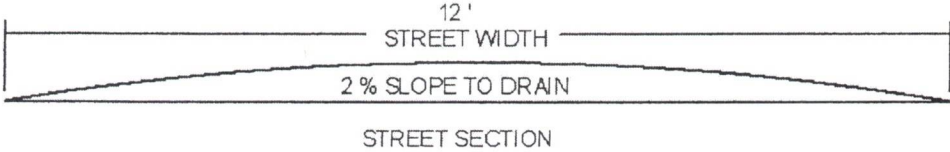
Culverts and Bridges: All culverts and bridges must be capable to handle 25-ton vehicles.

This is a guide to assist you in understanding what types of road(s) are required.

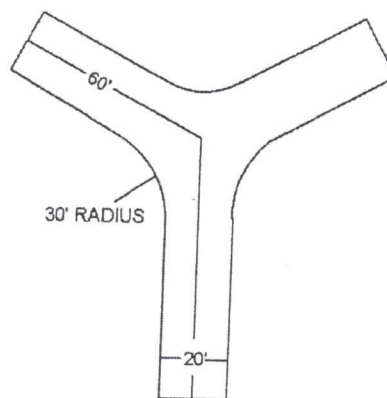
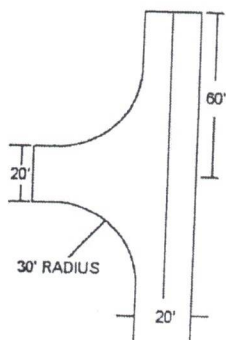
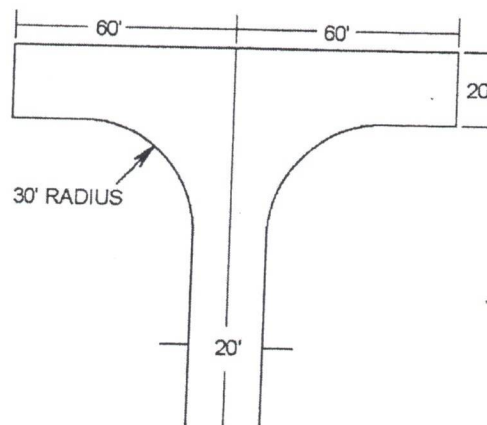
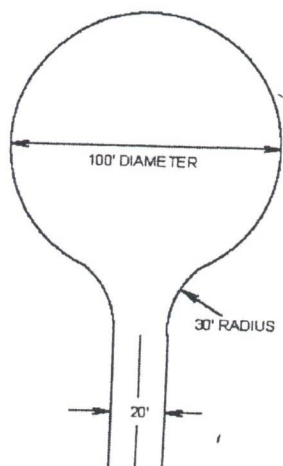
1. 12 ft wide, for 1 or 2 dwellings, or outbuildings.  
20 ft wide, 3 or more dwellings.
2. Typical "all weather surface":



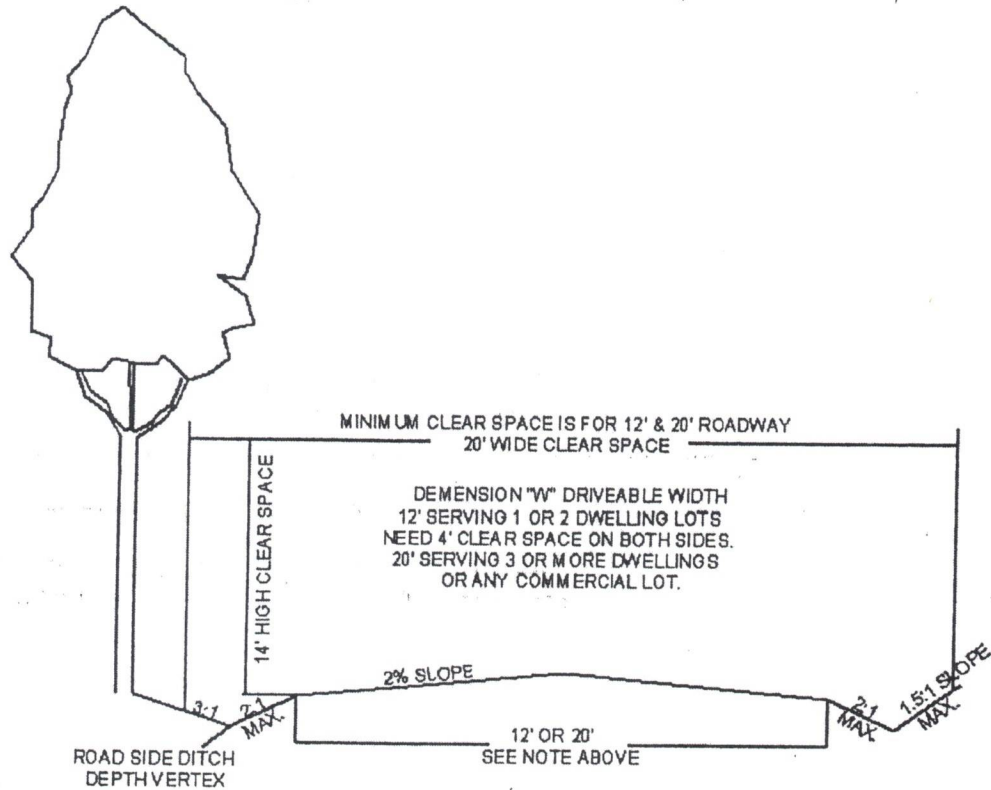
3. Typical Road Grade:



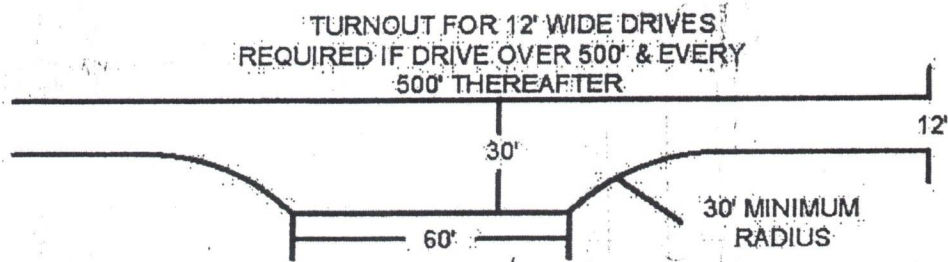
4. Turn a Rounds: Roads and driveways will need to facilitate an emergency vehicle turn around at all buildings. See Drawings:



5. Roads and driveways that have trees or obstructions along them need to meet the following Spec:



6. Roads and driveways that exceed 500 feet from entrance to furthest out building, will need to have a place every 500 feet for vehicles to pass. See Drawing:



7. Turn radius. All curves in driveways or access roads will have at least a 30' inside radius and a 50' outside radius.

